



Tooth Mould Chart
Guide for Tooth Form and Size



MAIST

★ ★ ★ *Synthetic Polymer Teeth*

- ★ High-quality DCL material
- ★ Three-layer lifelike effect
- ★ Large mould selection



Shandong Huge Dental Material Corporation

Add / No. 68 Shanhai Road, Donggang District, Rizhao City, Shandong Province, 276800, P.R. China.
Tel / +86 (633) 2277268 marketing@hugedental.com www.hugedental.com

[Facebook](#) Huge Dental

[Instagram](#) Huge Dental

[Youtube](#) Huge Dental

Close to Natural Vividness

Designed by natural aesthetics, these tooth moulds help bring back patients' confidence in their smile.



Stunning anterior tooth moulds, delivering incomparable natural esthetic effect

- >> Rich multi-layered design concept
- >> Lifelike surface texture
- >> Shiny and translucent incisal
- >> Harmonious shading transition when set up teeth
- >> A variety of shapes and shades to choose



Functional descriptions

- >> Wide neck form to cover individual structural elements
- >> Harmonious enamel layer around to allow free custom adjustment
- >> Mechanical de-edging produces perfect and translucent flanks

Made from high-performance DCL resin, MAIST-Three brings popularity in Europe and America. Its three-layer Lifelike layering in anterior with internal mamelons and harmonized layering in posterior meet your aesthetic needs.

Tooth mould design concept

According to human facial forms, the tooth shapes are designed into three most popular shapes



Functional Posteriors

Focusing on restoring occlusal function, the occlusal surface is multifunctionally designed for flexible set-up.



Functional occlusion design



- >> Universally adaptable and reliable for all occlusal patterns, featuring a multifunctional occlusal surface design
- >> Easy and intuitive set-up with occlusion designed by the cogwheel principle
- >> Efficient set-up with precise and easy-to-find centric design
- >> Anatomical occlusal cusp design for 28°

Concentrate on Performance

In addition to providing aesthetic and functional benefits, the performance and durability of the denture teeth are also prioritized.

High-performance material, basis for impressive durability

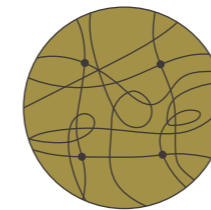
All layers are made from highly cross-linked material (DCL)

Denser material structure

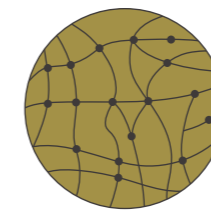
Higher molecular weight

Better wear-resistance and stain-resistance than conventional PMMA

Excellent bonding strength to denture base material

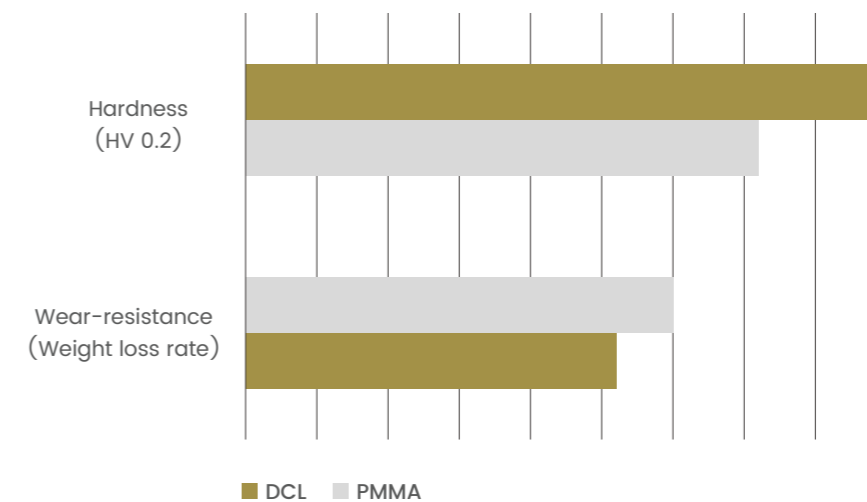


PMMA Polymer



DCL Polymer

Performance of DCL Material^[1]

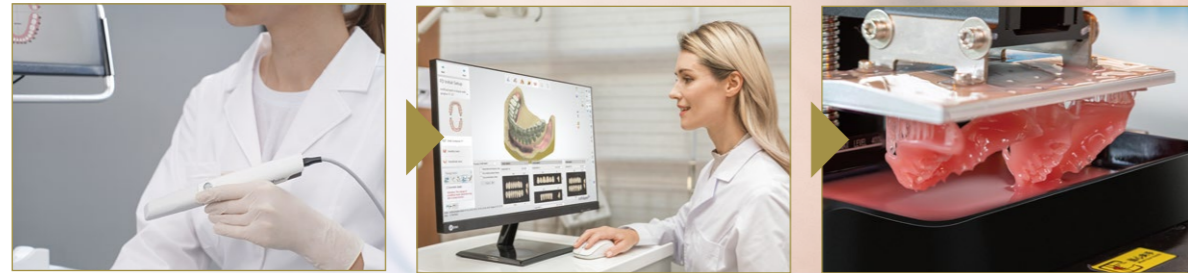


[1] Test Report, HUGE Dental Official Laboratory, 2023

HUGE Digitalife™ Denture Solution

HUGE Digitalife™ is our state-of-the-art Digital Denture Design Concept. It features the harmonious integration of base and denture teeth.

We've now made our entire range of tooth libraries available for 3Shape and exocad. With our functional designs and aesthetically pleasing results, we hope both your professional team and your patients will appreciate the quality of dentures made from digitally fabricated bases and prefabricated teeth.



01 >> Oral Scan

02 >> CAD Process

03 >> Print Base

i-Vinci Intraoral Scanners

HUGE Tooth Libraries available in 3shape and exocad

3D Denture Base Resin 3D Printer



05 << Great Result

04 << Teeth Bonding

03 << Mill Base

Enjoy Perfect Smiles

HUGE Prefabricated Synthetic Polymer Teeth
HUGE Digital Bond Kit

HUGE Pink PMMA BLOCK Milling Machine

Implant-Supported Denture Prosthetics



01 >>

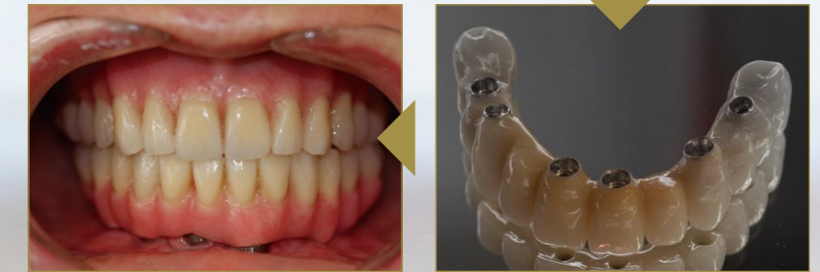
Take X-ray and decide the placement location for the dental implants

02 >>

Place implant inside the bone and add locator platform

03 >>

Take impressions and place supported denture onto model



05 <<

Final result

04 <<

Dentures with holes for implants



FD Initial Setup

Artificial teeth in block with gingiva 17-27



Smile Composer

Maxillary base

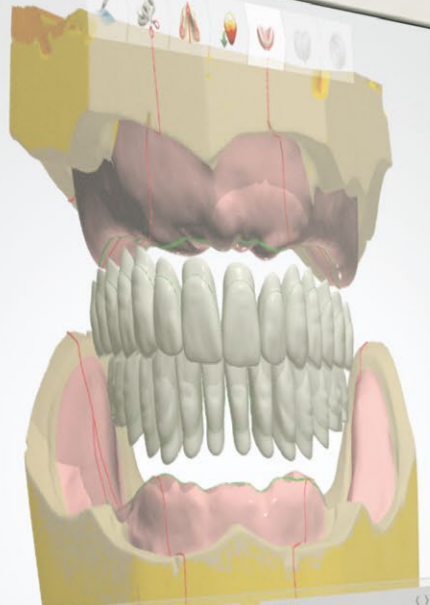
Mandibular base

Design tools

Symmetric design

Attention! The change of predefined teeth placement may alter occlusal scheme.

Order: Artificial teeth in block 17-14, 13-23, 24-27, 37-34, 33-43, 44-47, Gingiva 17-27, 37-47
Clinic: 1770070027



Provider: HUGE-MAIST

Show full-arch libraries only


Use single posterior library

Use combination chart

Apply

Provider	Model	Size	Color
HUGE-MAIST	HUGE-MAIST 30	29.1 8.9	29.1 8.9
HUGE-MAIST	HUGE-MAIST S1	41.3 8.4	41.3 8.4
HUGE-MAIST	HUGE-MAIST 30	29.1 8.9	29.1 8.9
HUGE-MAIST	HUGE-MAIST 31	31.1 4.7	31.1 4.7
HUGE-MAIST	HUGE-MAIST 11	32.1 4.7	32.1 4.7

3shape

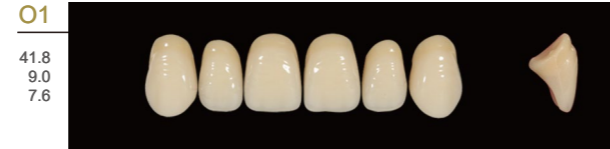
3shape 
(available now)

MAIST TOOTH MOULD CHART

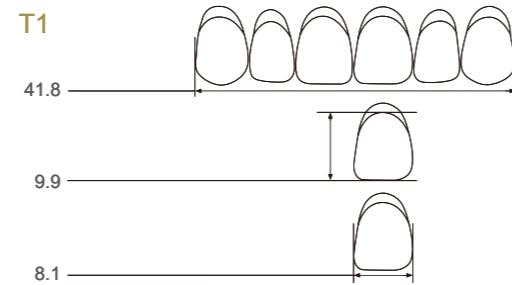
SQUARE



OVOID

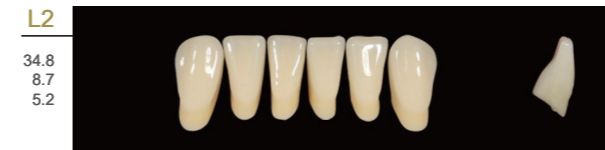
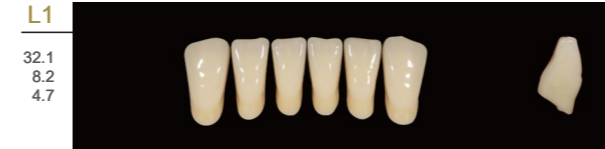


TAPERING



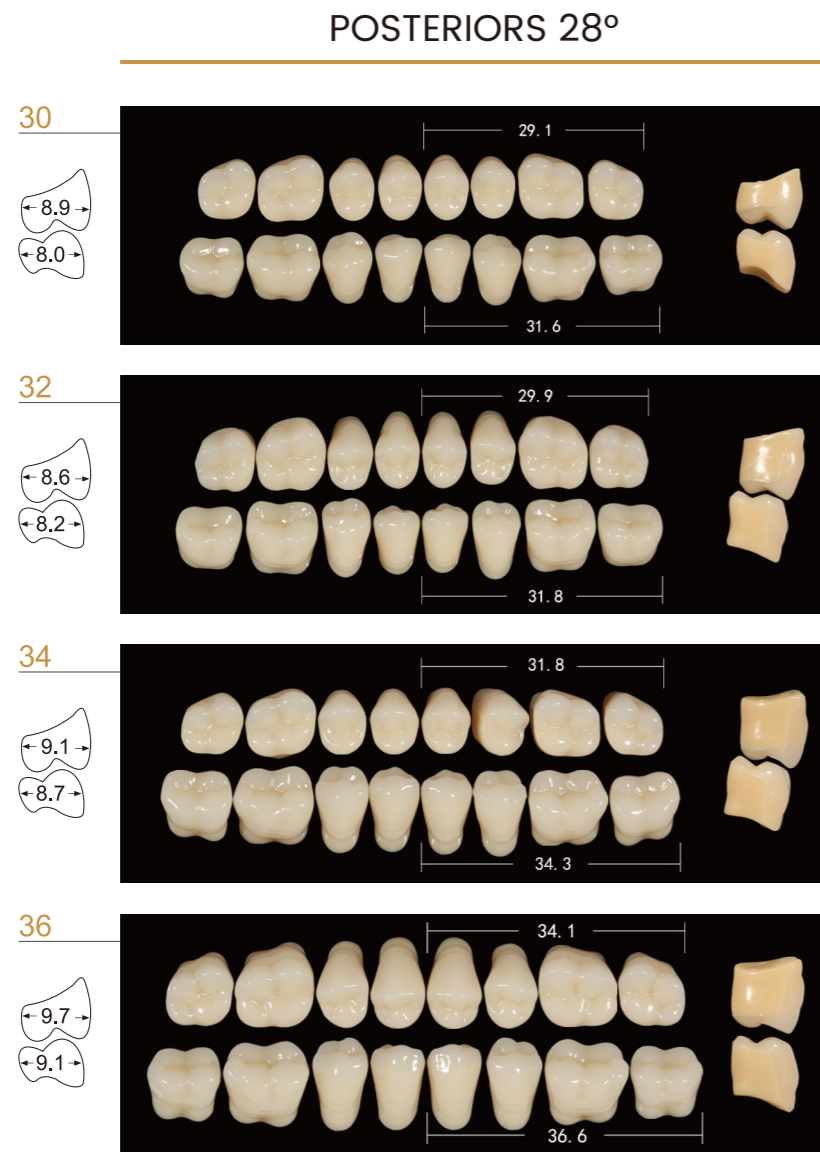
All measurements in millimeters.

LOWER ANTERIORS



COMBINATED ARTICULATIONS

Anterior		Posterior
Upper	Lower	28°
S1	L1	30
S2	L2	32
S3	L2	34
S4	L3	34
T1	L1	30
T2	L2	32
T3	L5	34
T4	L6	34
O1	L1	30
O2	L1	32
O3	L2	34
O4	L4	34



MAIST 3 LAYER SOLUTIONS

Moulds

- >> 12 upper anterior moulds
- >> 6 lower anterior moulds
- >> 8 posterior moulds

Shades

- >> Classical 16 A-D shades
- >> Bleaching shades BL1-BL4, A00 and A0 available at request

Packaging

- >> Anterior: 6×1×16/Box (6 pcs/card, 16 cards/box)
- >> Posterior: 8×1×12/Box (8 pcs/card, 12 cards/box)
- >> Full sets: 28×1×4/Box (4 full sets/box)



6×1×16/box
(6 pcs/card, 16 cards/box)



8×1×12/box
(8 pcs/card, 12 cards/box)



28×1×4/box
(4 full sets/box)